



moodle

*Empowering educators to improve our world*



# Moodle 4.0 navigation

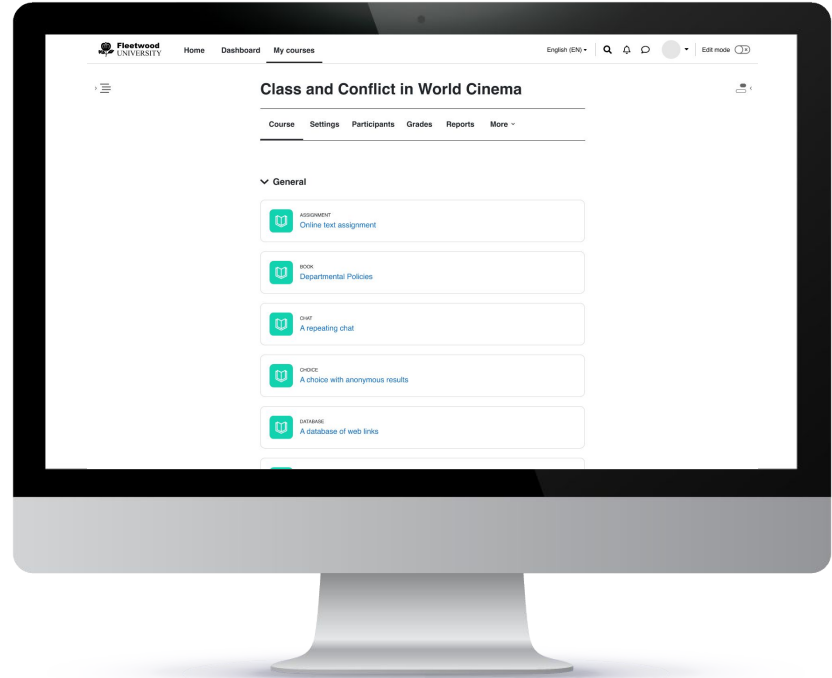
Adrian Greeve

10-08-2021

# Overview

---

- Goals of the project
- Step through of changes
- Pre-emptive answering of common questions
- Question and answer



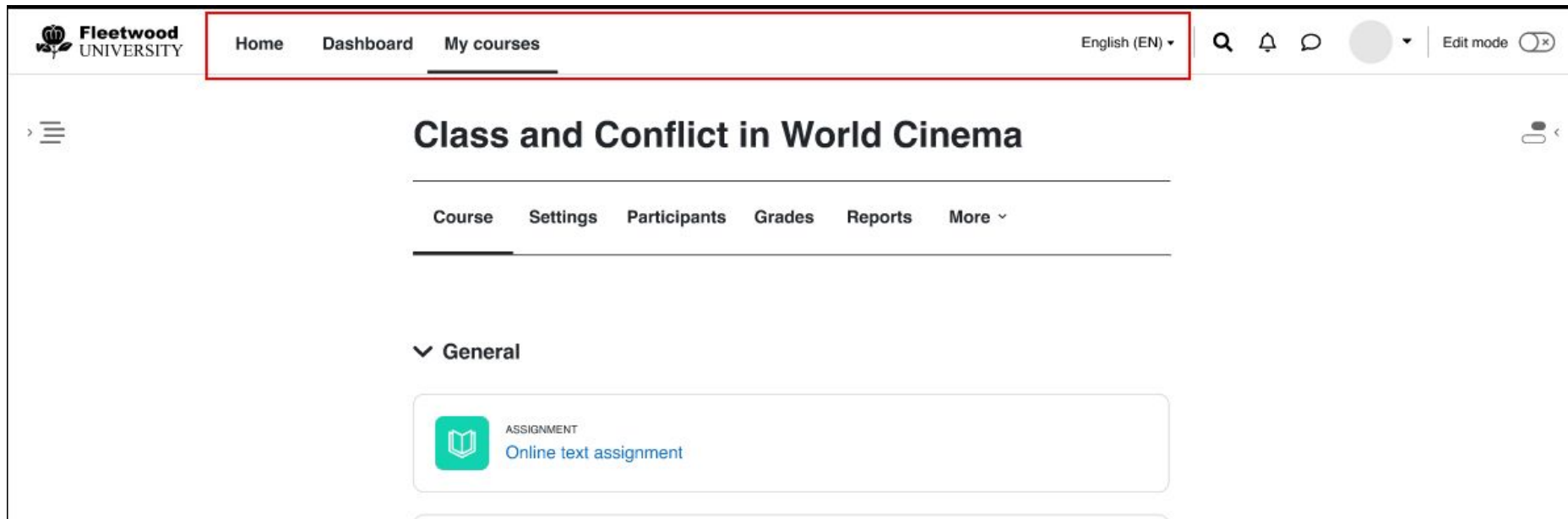
# Navigation (goals)

---

- Reduce multiple pathways to the same location
- Create common patterns for navigation
- Navigation options are contextually relevant
- A consistent feel between mobile and desktop



# Primary navigation

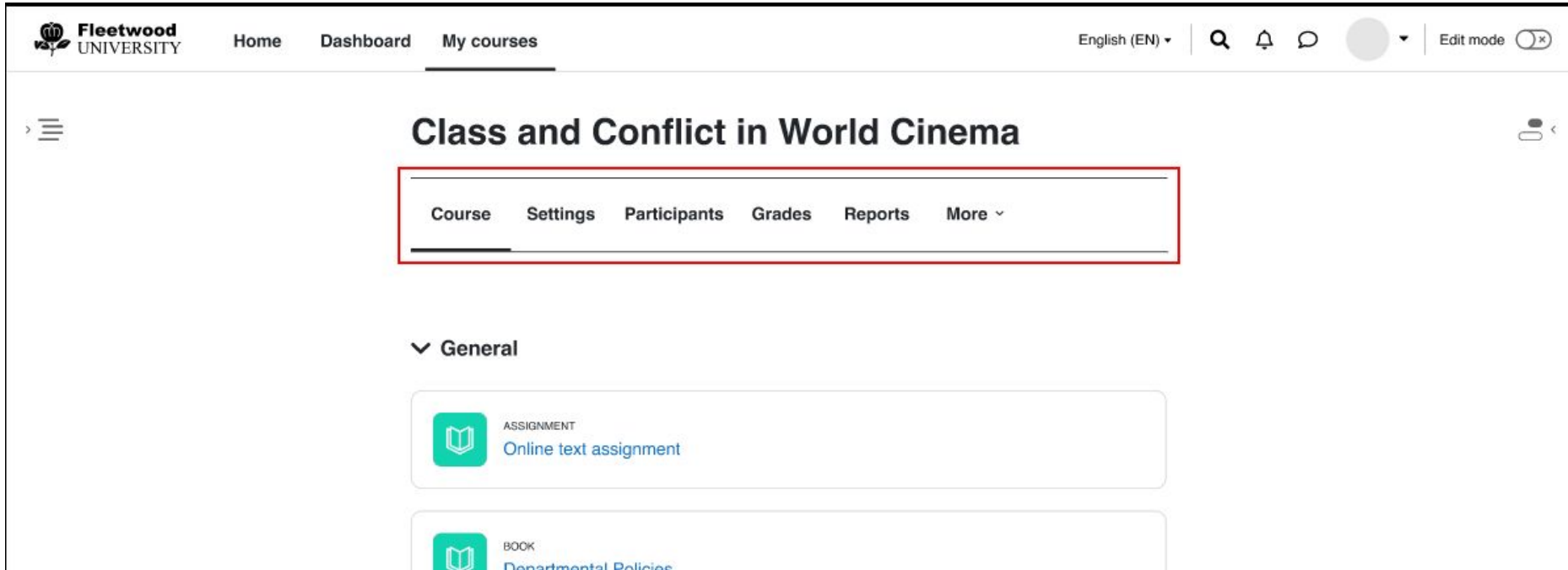


The screenshot shows the Moodle user interface for a course. At the top, the navigation bar is highlighted with a red border and contains the following elements: the Fleetwood University logo, a breadcrumb trail with 'Home', 'Dashboard', and 'My courses' (the current page), a language selector set to 'English (EN)', search, notification, and chat icons, a user profile icon, and an 'Edit mode' toggle switch.

Below the navigation bar, the course title 'Class and Conflict in World Cinema' is displayed. Underneath the title is a secondary navigation menu with options: 'Course', 'Settings', 'Participants', 'Grades', 'Reports', and 'More'. The 'Course' option is currently selected.

Under the 'General' section, there is a card for an 'ASSIGNMENT' titled 'Online text assignment', which includes a book icon.

# Secondary navigation



The screenshot shows the Moodle interface for a course titled "Class and Conflict in World Cinema". The top navigation bar includes the Fleetwood University logo, "Home", "Dashboard", and "My courses" (which is underlined). On the right, there are options for "English (EN)", search, notifications, a profile icon, and an "Edit mode" toggle. The course title "Class and Conflict in World Cinema" is displayed prominently. Below the title, a secondary navigation menu is highlighted with a red box, containing links for "Course", "Settings", "Participants", "Grades", "Reports", and "More". Underneath this menu, a "General" section is expanded, showing two items: "ASSIGNMENT Online text assignment" and "BOOK Departmental Policies".

Fleetwood UNIVERSITY

Home Dashboard My courses

English (EN) 🔍 🔔 💬 👤 Edit mode

## Class and Conflict in World Cinema

> ☰

☰ <

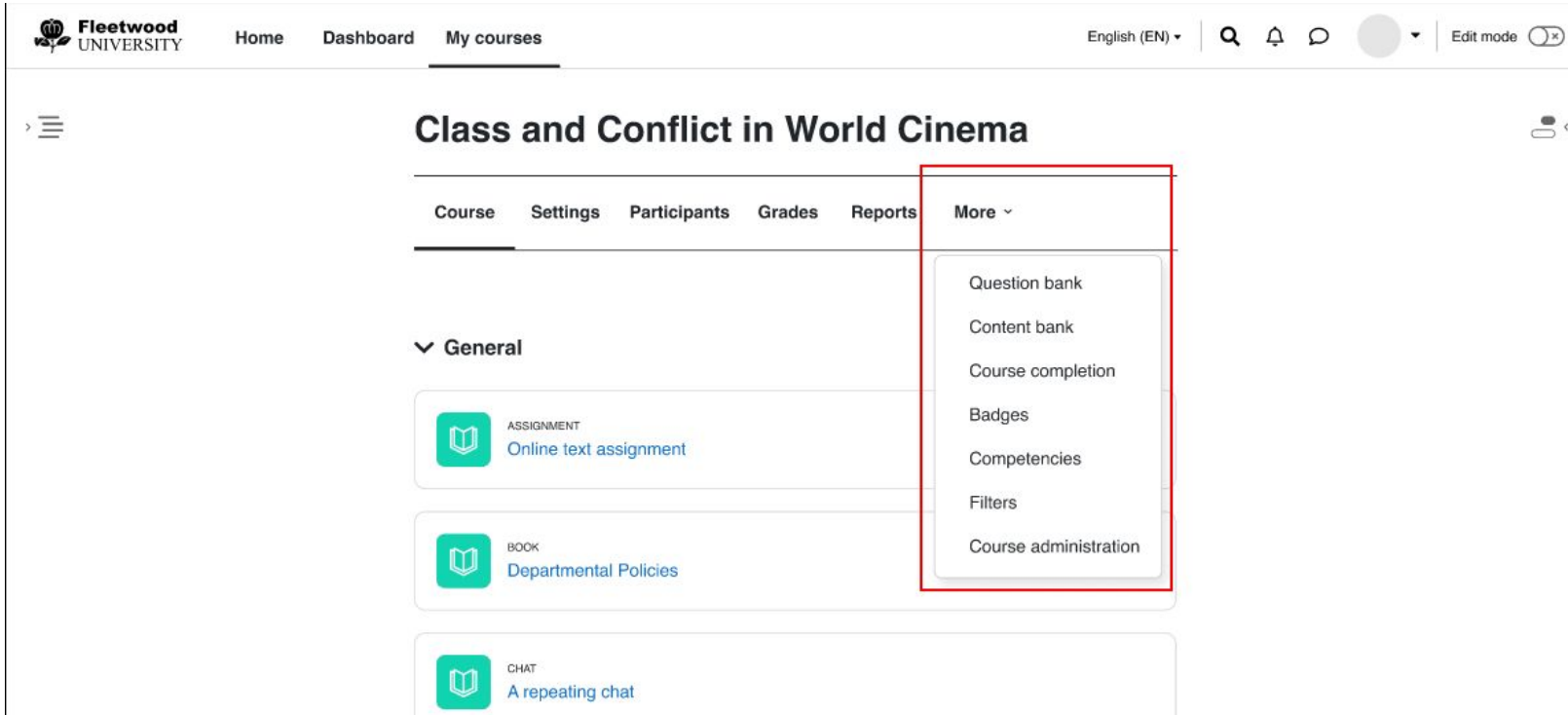
Course Settings Participants Grades Reports More ▾

▼ General

📖 ASSIGNMENT  
Online text assignment

📖 BOOK  
Departmental Policies

# More menu



The screenshot shows the Moodle interface for a course titled "Class and Conflict in World Cinema". The top navigation bar includes the Fleetwood University logo, "Home", "Dashboard", and "My courses" (which is underlined). On the right side of the navigation bar, there is a language selector set to "English (EN)", search, notification, and chat icons, a user profile icon, and an "Edit mode" toggle.

The course page header displays the course title "Class and Conflict in World Cinema" and a user profile icon. Below the header is a navigation menu with the following items: "Course", "Settings", "Participants", "Grades", "Reports", and "More". The "More" menu is expanded, showing a list of options: "Question bank", "Content bank", "Course completion", "Badges", "Competencies", "Filters", and "Course administration".

The main content area is titled "General" and contains three activity cards:

- ASSIGNMENT**: Online text assignment
- BOOK**: Departmental Policies
- CHAT**: A repeating chat

# Other changes (breadcrumbs)

N:100 / Quick forum / Advanced grading



FORUM

## Quick forum

[Activity](#)

[Edit settings](#)

**[Advanced grading](#)**

[Subscriptions](#)

[Reports](#)

[More](#) ▾

## Advanced grading: Quick forum (Forum)

Change active grading method to [?](#)


Simple direct grading ▾

[◀ Add a chat](#)


[Jump to...](#)



# Other changes

Home Dashboard My courses English (EN) Search Notifications Messages Profile Edit mode

> ≡ Class and Conflict in World Cinema / Online text assignment ≡

 ASSIGNMENT **Online text assignment**

---

**Assignment** **Settings** **Overrides** **Advanced grading** **More** ▾

---

Opens: Friday, 1 April 2021 17:00  
Due: Wednesday, 14 April 2021 17:00

[Make a submission](#)

---

Students type their response directly into a text box on Moodle.

[View all submissions](#) [Grade](#)

---

Grading summary

<b>Hidden from students</b>	No
<b>Participants</b>	1

# Frequently asked questions

---

- Do I have to make changes?
- How do I add nodes to the top nav bar?
- How do I add nodes to the secondary nav bar?
- My current settings are in a child group. How does this look?
- How do I add items in the more menu by default?
- How do I get my items shown in the bar and not in the more menu?
- How do I make the tertiary navigation changes in my module?
- How does this impact my theme?

# Secondary navigation

---

Add items to the secondary navigation bar.

```
function block_foo_extend_navigation_course(navigation_node $parentnode, $course, $context) {
    $url = new moodle_url('\blocks\foo\index.php');
    $foonode = $parentnode->add(get_string(footitle, block_foo), $url,
        navigation_node::TYPE_SETTING, null, foo);
    $foonode->set_force_into_more_menu(true);
}
```

- {modulename}\_extend\_settings\_navigation
- local\_{pluginname}\_extend\_settings\_navigation
- <component>\_extend\_navigation\_course

# Secondary navigation

---

Change order of the secondary navigation (modules only).

```
class secondary extends \core\navigation\views\secondary {
    protected function get_default_module_mapping(): array {
        return [
            self::TYPE_SETTING => [
                'modedit' => 1,
                "mod_{$this->page->activityname}_useroverrides" => 2,
                "mod_{$this->page->activityname}_groupoverrides" => 3,
            ],
            self::TYPE_CUSTOM => [
                'advgrading' => 4,
            ],
        ];
    }
}
```

***Questions?***

